

3. Draw the top three cards from the deck and place them faceup on the play area. Each card will challenge you to shoot at certain target, a certain number of steps away, in a certain position. See the example at right.
4. Choose any one of the cards to try first. Then step back and get into position as directed on the card, and fire!
 - If you knocked over the target, collect the card. Now use a new web to try either one of the remaining two cards.
 - If you didn't knock over the target, use a new web to try the same card, or either of the other two cards.
5. Keep going until you've used all three of your webs. Unstrap the slinger and give it to the next player. Keep any cards you collected on your turn.



This card challenges you to shoot at GREEN GOBLIN™ from 5 steps back while kneeling.

WINNING

In a 3- or 4-player game, the first player to collect 4 cards wins. In a 2-player game, the first player to collect 5 cards wins.

SOLO GAME

No one around to play with? Challenge yourself! See how many cards you can collect in a row without missing a target.

Important: When storing your game, never leave a loaded web on the slinger.

Consumer contact: USA and Canada: Hasbro Games, Consumer Affairs Dept., P.O. Box 200, Pawtucket, RI 02861-1059 USA. ☎ 888-836-7025. Hasbro Australia Ltd., Level 2, 37-41 Oxford Street, Epping, NSW 2121, Australia. ☎ 1300 138 697. Hasbro NZ (a branch of Hasbro Australia Ltd.), 221 Albany Highway, Auckland, New Zealand. ☎ 0508 828 200.

TM & © 2012 Marvel & Subs. Super Hero(es) is a co-owned registered trademark.

The HASBRO and PLAYSKOOL names and logos are trademarks of Hasbro, © 2012 Hasbro, Pawtucket, RI 02861-1059 USA. All Rights Reserved. TM & ® denote U.S. Trademarks.

98833



WWW.PLAYSKOOLHEROES.COM



AGES 6+
1-4 Players

WEB SLINGER GAME



CAUTION:

Do not aim at eyes or face.
TO AVOID INJURY: Use only webs designed for this product. Do not modify webs or launcher.

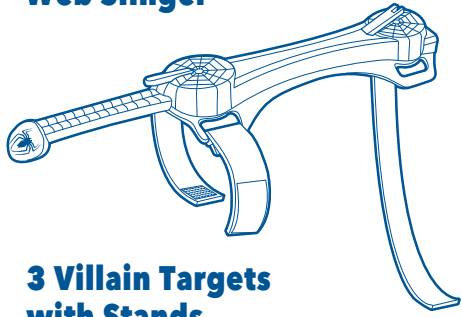
GAME INSTRUCTIONS

OBJECT

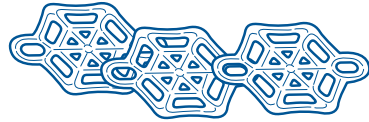
Sling webs at the villain targets to collect challenge cards. The first player to collect enough challenge cards wins the game!

CONTENTS

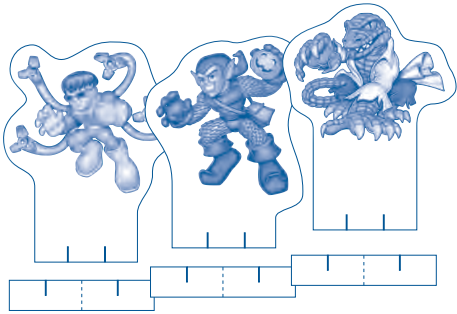
Web Slinger



3 Stretchy Webs



3 Villain Targets with Stands

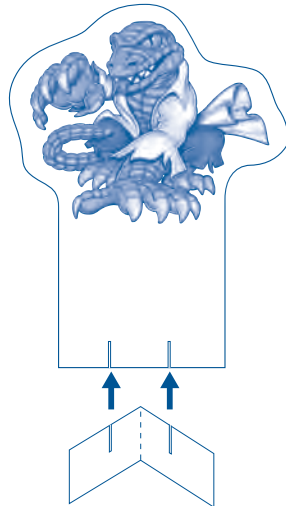


Deck of 20 Challenge Cards



SETTING UP

1. Choose an open play area free of breakable objects.
2. Fold the target stands and slide them into the targets as shown. Set up the assembled targets side-by-side in the play area.
3. Shuffle the challenge card deck and place it facedown near the play area.

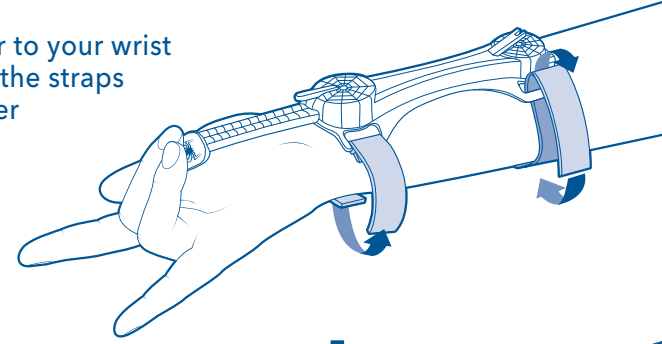


PLAYING

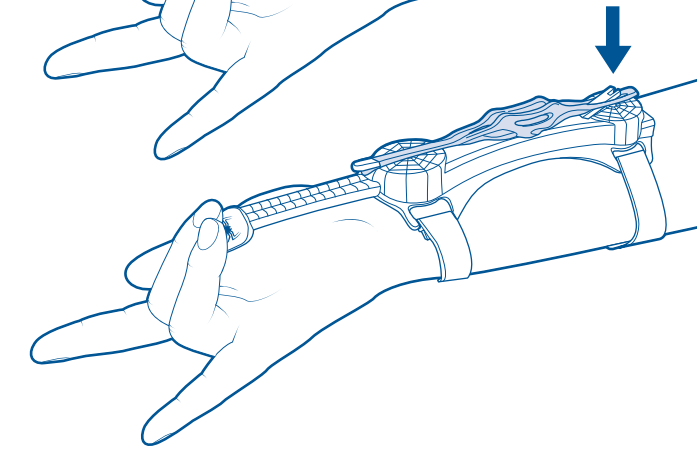
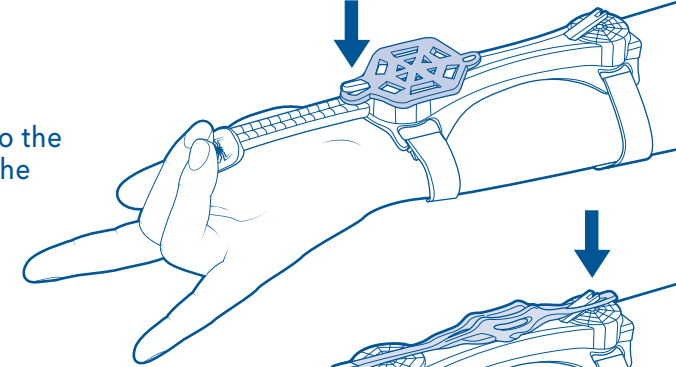
The youngest player goes first, followed by the second youngest and so on.

On Your Turn

1. Strap the Web Slinger to your wrist as shown. Make sure the straps are snug so the slinger stays in place.



2. Stretch one web onto the Web Slinger. Place the other two webs within reach.



To shoot the web, press the plunger back toward your wrist.

